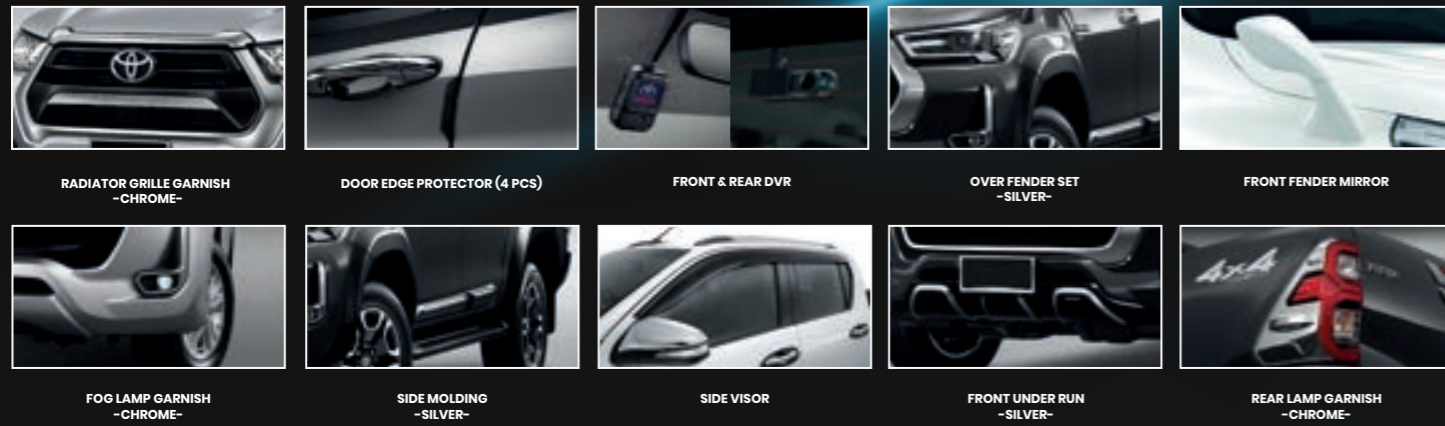
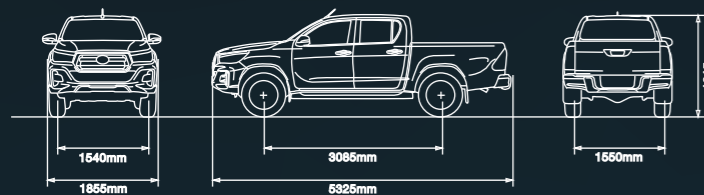


ACCESSORIES




SPECIFICATIONS	Grade		Leather Grade
	Drive train		4x4
Dimensions & Weight			
Overall	L x W x H	mm	5,325 x 1,855 x 1,815
Wheelbase		mm	3,085
Tread	Front / Rear	mm	1,540 / 1,550
Minimum running ground clearance		mm	310
Minimum turning radius	Tire	m	6.4
Gross vehicle weight	Total	kg	2,910
Curb weight	Total min. options	kg	2,075
	Total max. options	kg	2,110
Seating capacity	Persons		5
Deck size	L x W x H	mm	1,571 x 1,646 x 485
Engine			
Engine model code	1GD-FTV (2.8-liter VN turbo diesel with inter cooler)		
Engine type	4 cylinders, In-line type 16-valve DOHC		
Displacement	c.c.		2,755
Bore x stroke	mm		92.0 x 103.6
Compression ratio			15.6
Max. output (SAE net)	kW/rpm		150 / 3,400
Max. torque (SAE net)	Nm/rpm		500 / 1,600-2,800
Fuel system	Fuel injection		
Fuel type	Diesel		
Fuel tank capacity	liters		80
Chassis			
Transmission type	6-speed automatic transmission		
Suspension	Front / Rear	Double wishbone / Leaf spring rigid axle	
Brake type	Front / Rear	Ventilated disc brake with fixed caliper 4-cylinder / Leading-trailing drum brake	
Tires	265 / 60R18		
Wheels	Aluminum wheel		
Steering gear type	Rack & pinion		

Standard equipment (Exterior)	
Headlamps	LED
Front fog & driving lamp	With (LED)
Daytime running light system	With
Rear combination lamps	LED
Outside rear view mirror	Chrome (electric remote + retractable + side turn)
Mudguard	With (front + rear)
Standard equipment (Interior)	
Steering switch	Audio & tel & voice recognition + multi-information display
Steering column	Tilt & telescopic electric lock
Drive mode switch	With (eco + power)
Part-time transfer switch	Switch (2WD-4WD)
Cruise control	With
Multi-information display	With (color TFT)
Economy meter	With (eco lamp + zone display)
Front seat	Power driver seat
Rear seat	60:40 separate, tip-up
Seat cover material	Leather
Audio system	8-inch display audio (Apple CarPlay™ + Android Auto™)
Speaker system	4 speakers
Air conditioning	Automatic air conditioner
Starting system	Push start switch
Wireless door lock	With (smart entry system + answer back system)
Accessory connector	DC 12V x 2
Safety system	
SRS airbags	Driver + passenger, driver's knee, side, curtain-shield
Anti-lock Brake System (ABS)	With
Vehicle Stability Control (VSC)	With
Hill-start Assist Control (HAC)	With
Trailer Sway Control (TSC)	With
Emergency brake signal	With
Clearance & back sonar	With
Back monitor	With



OFFICIAL DEALER



Specifications may vary from model(s) shown. Please contact the official dealer for more information.

www.toyota-myanmar.com



HILUX REVO



UNBEATABLE STYLE



TOYOTA MYANMAR SALES (TMYS)



LED HEADLAMPS AND FOG LAMPS

LED projector headlamps with the Auto Leveling System generate a bright light for excellent visibility at night, while reducing power consumption.

REAR COMBINATION LAMPS

Full-LED rear combination lamps with unique tail lamp graphics enhance the advanced look. (LED lamps used except for the turn signals)

WHEELS

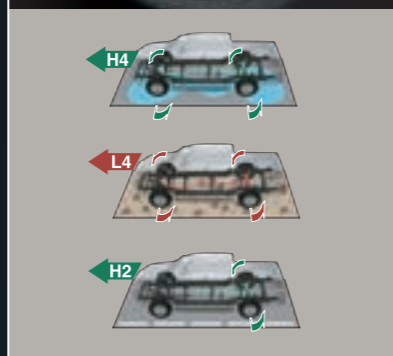
Newly designed 18 inch aluminium wheels are equipped. Deep spoke structure and iconic machine-finish graphics express "Enhanced toughness."

PERFORMANCE

EXCEPTIONAL POWER, OUTSTANDING PERFORMANCE

6-SPEED AUTOMATIC TRANSMISSION

Delivers exceptional performance with great ride comfort and fuel economy in all driving conditions.



DRIVE MODE SWITCH

Allows the driver to select ECO mode for optimum economy or POWER mode for enhanced acceleration.

PART-TIME TRANSFER SWITCH

Highlighting driver-friendly operation, you can switch between 2WD and 4WD by simply turning the dial switch, even while moving.



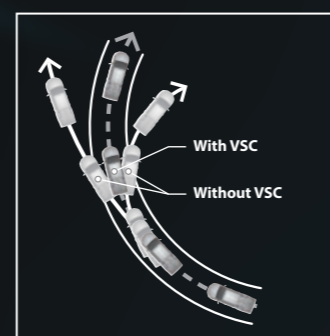
IGD-FTV

Turbo diesel engines feature direct fuel injection by common rail into the cylinders. This precisely controls the air-fuel ratio, contributing to the excellent response and fuel efficiency.

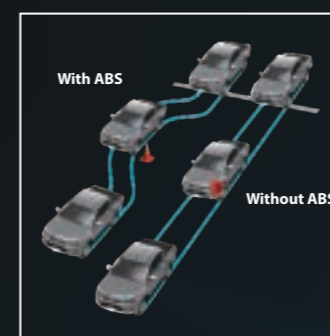
2.8-liter VN Turbo Diesel with Inter Cooler
150kW/3400rpm
500Nm/1600-2800rpm

SAFETY

WORLD-CLASS SAFETY TECHNOLOGY FOR MAXIMUM PEACE OF MIND



VEHICLE STABILITY CONTROL (VSC)



ANTI-LOCK BRAKING SYSTEM (ABS)



HILL-START ASSIST CONTROL (HAC)



EMERGENCY BRAKE SIGNAL

UTILITY

LUXURY IN DETAILS, WHERE ELEGANCE MEETS COMFORT



8 INCH DISPLAY AUDIO

New 8 inch display audio unit is equipped.
- Enlarged screen (8 inch)
- Mechanical buttons and dials for enhanced operability
- Supports Apple CarPlay™ / Android Auto™




PUSH START

Lets you start the engine simply by pushing a button.



POWER DRIVER SEAT

Exclusively designed double cab front seats provide a tough appearance as well as ample support.



METERS



AIR CONDITIONER



SPACIOUS DECK

Effective length and width of the deck realize great usability when carrying a wide range of cargo.

EXTERIOR COLORS




SUPER WHITE II (040)



WHITE PEARL CRYSTAL SHINE (070)



ATTITUDE BLACK MICA (218)



EMOTIONAL RED II (3U5)



DARK BLUE MICA (8X8)

Specifications may vary from model (s) shown. Please contact the official dealer for more information.